


Kato goes Schmalspur

The Allegra-train runs on 6,5mm track



Anja Bange Modellbau
Im Stuckenbahn 6
D-58769 Nachrodt
Fax: +49(0)2352/3348-62

info@n-schmalspur.de

www.n-schmalspur.de



eingetragenes Warenzeichen der Fa. Kato



Fine detailed train of ABe 8/12 3502 "Allegra" on the foto-diorama of AB-Modell.

Allegra dual-tension railcar train-set ABe8/12 3501

- 1 x motorized railcar ABe4/4 35001 Willem Jan Holsboer
- 1 x 2nd class central low floor coach Bi 35601
- 1 x motorless cab car ABe4/4 35101 Willem Jan Holsboer

Kato's railcar train-set is a really nice item with extensive detailing and lettering, free view through the motorized coach, a 3/1 bidirectional headlight-system and good driving characteristics with two flywheels, as you expect, when buying a modern train.

We offer this railcar train-set as regauged version for narrow gauge-track. In addition the item will be available in a superdetailed version, with interior lightning, extensive design of the roof-parts and the interior, including passengers and a locodriver.

Benefit from our favourable early-order-prices, valid until November the 30th, 2015. We expect the delivery to start in January 2016.

The scale

An often commented theme is the scale of the item. Kato has calculated the prototype-measurements with a factor of 150, instead of 1:160, as usual in central Europe. Nevertheless, the railcar fits perfect in comparison with a finescale brass-loco like the RhB Ge4/4" offered by us! The reason is simple: with a height of 3800mm is the Allegra higher as the body of the loco, which measures 3560mm. And the width is with 2650mm smaller as the 2,80m of the loco. So both models can operate on the same layout, on the same track, without remarking the differences of the scale at once.


The distance between the coaches

On the first look the distance between the coaches seem to be a bit too far. But this is not correct! Even the prototype has a large spacing between the single parts of the railcar trio. But, prototype has a diaphragm between them, which covers the gap perfectly. Kato has for its models short diaphragms only. To solve this problem, we have taken long diaphragms, painted them in black and exchanged those of the coach in the center. Now the little Preise-figures can change from one car into the other, without problems. Two diaphragms are sufficient, to have a perfect look. And the train runs still without problems on the track, down to the minimum-radius of 195mm.



This pictures show a comparison of a standard- and a small-manufacturers model.

The view from front, or the view from the roof-top shows no remarkable differences in scale. On the left the Japanese railcar in a superdetailed version, on the right the brass-/newsilver item in finescale-manner produced by AB-Modell.



Allegra versions

Price/Item-#

ABe8/12 3501 of Kato, regauged to Nm (6,5 mm), with model-couplers

EUR 349,00
KT-007.1Nm

early-order-price EUR 325,00*

ABe8/12 35xx of Kato, gegauged to Nm (6,5mm), with new roadnumber, dull painting, with model-couplers


EUR 425,00
KT-050.5xxNm

early-order-price EUR 399,00*

regauging of your Kato-basic item to 6,5mm narrow gauge (please deliver trainset)

EUR 180,00
KT-007.1U

A look from top shows the effect of the longer diaphragms: on the left the gap has been closed until a very small area (green marker), in comparison with the right gap, which is more than twice as long (red marker).



A pair of diaphragms is available as accessory, painted black. Item-no. KT-092.1



Vorbestellpreis/early-order-price/prix précommande

* Vorbestellung bis
Reservation until
Réservation jusque **30.11.2015**

Vorbehaltlich Lieferbarkeit und Preisänderungen durch Kato, Fahrzeugnummer je nach Verfügbarkeit


info@n-schmalspur.de www.n-schmalspur.de

Irtrum vorbehalten

copyright: AB-Modell

Allegra-railcar set of Kato

standard execution and upgrading



Anja Bange Modellbau
Im Stuckenbahn 6
D-58769 Nachrodt
Fax: +49(0)2352/3348-62

info@n-schmalspur.de

www.n-schmalspur.de

Composition of the railcar trio

Prototype combines the three parts of the Allegra always in the same way. Motor- and cab-car are motorized, the central low floor coach is without engine. Of course it is possible, to change the direction of the central coach without problems, but this is not the correct composition. Here is a little help for the correct string: the central car has 2 or 3/4 windows at each side of the door. The cab car has 3, the motor-car has 2 windows beside the doors. Now combine 2 with 2 and 3/4 with 3 and your railcar is perfect on the track.



DC-voltage operation: both outside pantographs are lifted (Bernina-line).



AC-voltage operation: the single pantograph in the middle is lifted only (Stammnetz).

Coupler conversion

The new model-couplers have a touch of more realism, than Kato had before on their items. They look perfectly but have no function. With a single Allegra running on the track, this is no problem and looks very nice. But prototype uses this railcar for hauling long trains over the Bernina-line. Coupled with a series of coaches or freight-cars, the railcar works as a loco. To model this, you need a new coupler mounted.

Kato has spend a number of short couplers to the set which could be changed easily. Just follow the pictures in the manual, there is no more explanation necessary. But if you want to couple the Allegra with your standard rolling-stock in Nm, you need a fitting coupler like the Micro Trains-type. We can do the conversion for you, but the snow plough cannot carry the Kato short couplers any more! And, we have to make some changes at the couplers and the snow plough, to make them work properly. Just send us the snow shovels for doing the conversion.



eingetragenes Warenzeichen der Fa. Kato



Modelcouplers without function, Kato-short- und MTL-couplers.

Destination indicators

Serially the railcar is lettered as regio-train to St.Moritz. On front and back the destination is identical. But the train is to be seen on all the track of Rhaetian railway and several different destinations and information are shown on the indicator boards.

We offer a series of six different decalsets with diverse themes which include 10 pairs of indicator boards each. Now your model-train can be on its way to Tirano, or Landquart and Scuol, on commuter traffic between Chur and Arosa, or as S2 on tour to reach Thusis e.g.

And if you do not have enough choice with our indicator boards, we can print some specially for you. So your train can run between Bern and Zurich, or Montreux and Geneva, or from Minitown to Maxivillage. Please ask for details if interested.

Do not mind about plastic shining

As mentioned before the railcar is a very fine item and represents the prototype excellently. However the plastic shining disturbs this impression. We think it is useful to disassemble the train-set and cover the plastic parts (except the windows) with a dull coat from your airbrush. In this context you may optimise the roof. Though it is extensively printed, some details could look more realistic with a brush-point of colour. Use matt drying acryl-colours and a fine brush for this work.

The ventilators are painted in light grey, but a day after use, they look more dusty. Use a thin dark grey colour filled in the recesses. The isolators may be brown and the air-reservoirs are dark grey. The gaps for the pantographs should get a small line of yellow colour at the outside. Now the railcar looks more realistic than factory-new.



A drop of colour at ventilators, isolators and air-reservoirs, in ...



... combination with a dull coat for the complete body and it looks more valuable.

Accessories

Price/Item-#

Info

interior lightning set for Kato ABe8/12 Allegra, incl. installation

EUR 45,00
KT-091.1

please deliver the Kato train-set

diaphragm-set for Kato ABe8/12, black, 2 pieces

EUR 5,95
KT-092.1

for self-assembly

decalset for ABe8/12 with new roadnumber (3 variations)

EUR 5,95
KT-093.x

3502/3505 and 3512

indicator boards (decalset), 10 pairs each (6 variations)

EUR 5,95
KT-094.x

BEX, Bernina, Albula, Arosa, S-Bahn, Prättigau

installation of Micro Trains-couplers, incl. material

EUR 15,00
KT-101.4

please deliver the snow plough

indicator boards KT-094.x

- Artikel/item/produit
- 1 - Bernina Express
 - 2 - Bernina Regio
 - 3 - Albula-Bahn
 - 4 - Chur-Arosa-Bahn
 - 5 - Churer S-Bahn
 - 6 - Prättigau/Engadin

€ 5,95

Preis/price/prix



info@n-schmalspur.de

www.n-schmalspur.de

Irtrum vorbehalten


copyright: AB-Modell

Allegra-railcar set of Kato

maximum detailed items for Nm and N

Passengers make the train alive

For illumination of the interior a standard lightning-set is available at Kato accessories. You need three of them, for each coach one piece. The installation is quite easy and is described with some pictures in the manual of the manufacturer. If the light is switched on you can see the emptiness inside and the non-realistic blue plastic interior. Now it is time again to pick up your brush and add some colour: walls and floors are medium- or light-grey, seating in the first class is black with white neck-rest and the seats in the second class are blue with black neck-rests. After the colour is dry you may add some passengers. A loco driver fits into the space in the front cab. Passengers from Preiser e.g. have to be cut at navel, sometimes at chest, to make them fit. The motor of the car is underbody-mounted, so you can look through the car, but there are no seats on the plastic shell moulded, little parts of the back rests only. After this work is done, your Allegra looks more proto-typically again.



Don't keep your passengers sitting in the darkness.



20 Preiser-figures and a bit of colour, that's necessary only for a realistic look of the interior of the ABe 8/12 of RhB.

New roadnumbers

Up to now prototype-Allegra has - except the ABB/Siemens-train - kept his red colour. The railcars differ in their numbers and names only. Those modelers who like to have more than one of these nice trains on their layout, can use our decalsets which cover all necessary parts to exchange the lettering of the railcar set. It takes some time, but it is a worthwhile act, because you get your individual Allegra. A detailed description is delivered with the decals. Three new numbers are available at once. If there is demand for more, we are able to print several further numbers of course.

new roadnumbers

KT-093.x - complete decalsets

- Artikel/item/produit
- 1 - ABe8/12 3503
Carlo Janka
 - 2 - ABe8/12 3505
Giovanni Segantini
 - 3 - ABe8/12 3512
Jörg Jenatsch



€ 5,95

Preis/price/prix

Superdetailed models from AB-Modell



A light weathered Allegra railcar set completed with passengers and light will be safely piloted by the loco driver to the destination on your layout.

Kato's Allegra is a fascinating completion of our Nm-programm, though the basic railcar is on the "wrong" track. We have taken this train and created superdetailed models, which are absolutely compatible with our finescale-items.

First step is to regauge the railcar set to 6,5mm, to make them work on the narrow gauge-track. Next is the detailing of the roof with colour, including a light weathering, to simulate the abrasion of the pantographs at the catenary wire. A new number is possible - if wanted - and even if the original number 3501 is kept, the body is covered with a dull coat. The interior is painted in several colours as described on top and equipped with 20 Preiser-figures, cutted into correct shape. With the interior lightning, the train gets the realistic appearance on your track. A loco driver pilots your train to the destination wanted and long diaphragms complete the outside body structure. The Kato short-couplers can be mounted for free, the Micro Trains-couplers for a little extra-charge.

Supermodel Allegra

Price/Item-#

ABe8/12 3501 of Kato, regauged to Nm (6,5 mm), coloured interior, lightning, loco driver, 20 passengers, light weathering, dull coat, long diaphragms, model-couplers

EUR 549,00
KT-007.1Set

early-order-price EUR 525,00*

ABe8/12 35xx of Kato, equipped as named before, with new number, new indicator boards, new couplers, just as you want

EUR 599,00
KT-053.xNm

early-order-price EUR 575,00*

All this for the N-enthusiast in standard gauge too.

We have not forgotten our clients on standard gauge of course. All these services are available for N-track-customers too, even with new roadnumbers and super-detailed Allegras.

standard-Allegra

Price/Item-#

ABe8/12 35xx of Kato, N-gauge, renumbered as wanted, dull coated

EUR 249,00
KT-050.5xxN

early-order-price EUR 225,00*

ABe8/12 3501 of Kato, N-gauge, coloured interior, lightning, loco driver, 20 passengers, light weathering, dull coat

EUR 375,00
KT-053.0N

early-order-price EUR 349,00*

Vorbestellpreis/early-order-price/prix précommande

* Vorbestellung bis
Reservation until
Réservation jusque

30.11.2015

Vorbehaltlich Lieferbarkeit und Preisänderungen durch Kato, Fahrzeugnummer je nach Verfügbarkeit

info@n-schmalspur.de www.n-schmalspur.de

Irtrum vorbehalten

copyright: AB-Modell