

Novelties Delivery Accessories are available


Dear friends of Swiss railways,
we have announced our new accessories for 2021 at the Toy Fair. Meanwhile all parts are available.

In today's newsletter, we present the new products to you in detail.

We hope you enjoy reading it.

Yours

AB-Modell-team



Anja Bange Modellbau

Im Stuckenbahn 6

D-58769 Nachrodt

Fax: +49(0)2352/3348-62

info@n-schmalspur.de

www.n-schmalspur.de

We start our overview with the new, laser-cut building kits, which are based on various Swiss chalets. The company NordModell has constructed and realised these sensationally detailed and accurately fitting kits for us according to our ideas. In addition to the usual window foils with cardboard frames, all kits also come with a ready-printed structural foil on which the window frames have been 3D-printed so that they can be felt and seen.

All kits are still in stock, partly only in small quantities!



Chalet Alpenblick Zub-350.1

Art.-Nr./item-no./produit-no.

Lasercut kit (manufacturer NordModell)
made of laser-cut cardboard and real wood
window foil with 3D-printed frames
gutters made of 3D-printed resin
downpipes made of metal

Very finely designed building model with plastered ground floor and wooden cladding of the upper floors, freestanding balconies, with interior walls and ceilings.

kit, approx. 390 parts

incl. very detailed, 8-page building instructions



Chalet Alpenrose Zub-350.2

Art.-Nr./item-no./produit-no.

Lasercut kit (manufacturer NordModell)
made of laser-cut cardboard and real wood
window foil with 3D-printed frames
gutters made of 3D-printed resin
downpipes made of metal

Very finely designed building model with plastered ground floor and wooden cladding of the upper floors, freestanding (corner) balconies, large patio doors, with interior walls and ceilings.

kit, approx. 390 parts

incl. very detailed, 10-page building instructions



Chalet Bergkristall Zub-351.1

Art.-Nr./item-no./produit-no.

Lasercut kit (manufacturer NordModell)
made of laser-cut cardboard and real wood
window foil with 3D-printed frames
gutters made of 3D-printed resin
downpipes made of metal

Very finely designed building model with plastered ground floor and wooden cladding of the upper floors, exterior staircase to the upper floor with unobstructed view through the steps, freestanding balconies, with interior walls and ceilings.

kit, approx. 340 parts

incl. very detailed, 16-page building instructions



Chalet Bergsee Zub-351.2

Art.-Nr./item-no./produit-no.

Lasercut kit (manufacturer NordModell)
made of laser-cut cardboard and real wood
window foil with 3D-printed frames
gutters made of 3D-printed resin
downpipes made of metal

Very finely designed building model with plastered ground floor and wooden cladding of the upper floors, freestanding balconies, two external staircases to the upper floor, with interior walls and ceilings.

kit, approx. 390 parts

incl. very detailed, 16-page building instructions

All kits are complete, only some paint for the design and tools are missing. Some photos still show models without gutters, which were made from the first hand samples.


We publish current prices on our website at www.n-schmalspur.de.

To be always up to date please subscribe to our newsletter. Thank you very much.

Novelties Delivery

Accessories are available

Structure and design



All the chalets presented here have a complete reproduction of the interior walls. The floor and wall sections are made of grey board, the ceilings of plywood. NordModell has even thought of a cable duct for interior lighting!

The building core constructed in this way stands at right angles, without the need for laborious alignment. The grey cardboard is completed with a skirting board made of white cardboard, as well as various real wood parts for the upper floors. The roof overhangs are completely finished, gutters and downpipes are included.

Anja Bange Modellbau
Im Stuckenbahn 6
D-58769 Nachrodt
Fax: +49(0)2352/3348-62

info@n-schmalspur.de

www.n-schmalspur.de



Chalets with the same item number are identical in their dimensions so that walls can be interchanged to create more "new" buildings.



We recommend staining the wooden components with stain or highly diluted paint before processing.



Let your imagination run wild and complement an interior design, for example!

With four different buildings, we already offer plenty of choice for representing a small village. Even more variety is created by combining the buildings or smaller conversions, as you can see from the examples shown here.

Our kits for Swiss chalets can be used for N as well as Nm, regardless of the track width.



Cardboard and wood are easy to cut with a craft knife. In this way, a balcony can also become a terrace for exiting to the higher landscape.



Mast boom, curved

Nm-Y00133

Art.-Nr./item-no./produit-no.
Nickel silver etching kit one boom in the kit various superstructure variations typical for branch and narrow gauge railways prototype Bernese Oberland Railway ground support, mast cover, various insulators are included in the kit incl. additional contact wire holder replaces Nm-Y00132 for 2mm round profile masts, e.g. Sommerfeldt #422 or corresponding round timbers, not included in the kit maximum boom length 25mm suitable for N- and Nm-tracks

Model

This nickel silver kit is very delicate and can be built in different versions:

- pulling inwards (towards the mast),
- pulling outwards (from the mast),
- with cross cable for single/double catenary.


The boom can be further refined with the enclosed insulator replicas. The separate contact wire holder included in the kit offers additional variation possibilities.

Due to the prototypical dimensions no normal catenary wire can be glued or soldered! It is possible to attach a rubber or twisted thread.

We have constructed the model on the basis of a prototype boom from the Bernese Oberland Railway. These and similar booms existed and still exist in some cases on branch and narrow gauge railways worldwide. The kit is usually available from stock.

We publish current prices on our website at www.n-schmalspur.de. To be always up to date please subscribe to our newsletter. Thank you very much.

Novelties Delivery Accessories are available



Mast boom, curved- Nm-Y00134

Art.-Nr./item-no./produit-no.



Nm-Y00134:
Ausleger, geschwungen, für
O-Profilmast (Ø 2mm),
2 Stück im Bausatz

Nickel silver etching kit
two booms in the kit
various superstructure variations
typical for branch and narrow
gauge railways
model Bernina Railway
ground support, mast cover,
various insulators are
included in the kit
incl. additional contact wire holder
for 2mm round profile masts, e.g.
Sommerfeldt #422 or corres-
ponding round timbers, not
not included in the kit
maximum boom length 22mm
suitable for N- and Nm-tracks

Model

This nickel silver kit is very
delicate and can be built up in
several versions:

- with cross cable for single or
- for double catenary.

The separate contact wire holder included in the kit offers
additional variation possibilities. Enclosed insulator replicas
are used for fine shaping.

Due to the prototypical dimensions, no normal contact wire
can be glued or soldered! It is possible to attach a rubber
or twisted thread.

We have constructed the model on the basis of a prototype
boom from the Bernina Railway. These and similar booms
existed and still exist in some cases on branch and narrow
gauge railways worldwide.

The kit is usually available from stock.

Anja Bange Modellbau

Im Stuckenbahn 6

D-58769 Nachrodt

Fax: +49(0)2352/3348-62

info@n-schmalspur.de

www.n-schmalspur.de

features

price/item-#

Châlet Alpenblick, laser cut kit
incl. various accessories, without paint,
without tools, made of cardboard and
real wood, including glass inserts.
Ground plan without roof overhang
71x50mm, ridge height 57mm

EUR 49,75
Zub-350.1

Châlet Alpenrose, laser cut kit
incl. various accessories, without paint,
without tools, made of cardboard and
real wood, including glass inserts.
Floor plan without roof overhang
71x50mm, ridge height 57mm

EUR 51,95
Zub-350.2

Châlet Bergkristall, laser cut kit
incl. various accessories, without paint,
without tools, made of cardboard and
real wood, including glass inserts.
Ground plan without roof overhang
60x55mm, ridge height 56mm

EUR 53,75
Zub-351.1

Châlet Bergsee, laser cut kit
incl. various accessories, without paint,
without tools, made of cardboard and
real wood, including glass inserts.
Floor plan without roof overhang
60x55mm, ridge height 56mm

EUR 55,80
Zub-351.2

Mast boom, curved, type BOB,
for branch and narrow gauge railways,
nickel silver etched kit, 1 piece in kit,
incl. various accessories, without mast,
boom length 25mm

EUR 4,50
Nm-Y00133

Mast boom, curved, type BB, for branch
line and narrow gauge railways,
Nickel silver etched kit, 2 pieces in kit,
incl. various accessories, without mast,
Boom length 22mm

EUR 4,50
Nm-Y00134

Vorbestellpreis/early-order-price/prix précommande

* Vorbestellung bis
Reservation until
Réservation jusqu'à

-all Châlet kits only while stocks last-

Deliveries

The châlet kits are available from stock and can be
delivered at short notice. Please note: Only while stocks
last!

The mast booms are also available from stock. If there is
sufficient demand, we will have new booms etched. The
delivery time is therefore a maximum of 3 months.

Scale

We receive enquiries again and again as to whether our
accessories are "to scale". Depending on the intention of
the customer, it is emphasised that he builds in 1:160 or
1:150 scale and that all accessories should share this scale.
All accessories presented here correspond to the model
scale N common in continental Europe and are therefore
scaled down by a factor of 1:160.

We take strict care that the little Preiser-figures do not
bump their heads when entering our châlets and that the
pantographs of a locomotive do not collide with the mast.
In our eyes, it doesn't matter whether you are adding a
large figure or an N locomotive, or a small figure or an Nm
locomotive.

You can only see a visible difference between the scales
with your eyes if you place two identical models in different
scales next to each other.

Tall and short people are just as common as tall and short
houses. And in the comparison between standard and
narrow gauge railways, there are also large and small
locomotives.

It is not planned to realise the accessories in 1:150, as the
differences are too marginal to justify the effort.

We hope you enjoy assembling our kits and designing your
model railway world.

We publish current prices on our website
at www.n-schmalspur.de.

To be always up to date please subscribe to our newsletter.
Thank you very much.

info@n-schmalspur.de

www.n-schmalspur.de

Irrtum vorbehalten

copyright: AB-Modell